



Government Koduram Dalit college Nwagarh DIST.(BEMETARA) C.G. FEEDBACK ANALYSIS

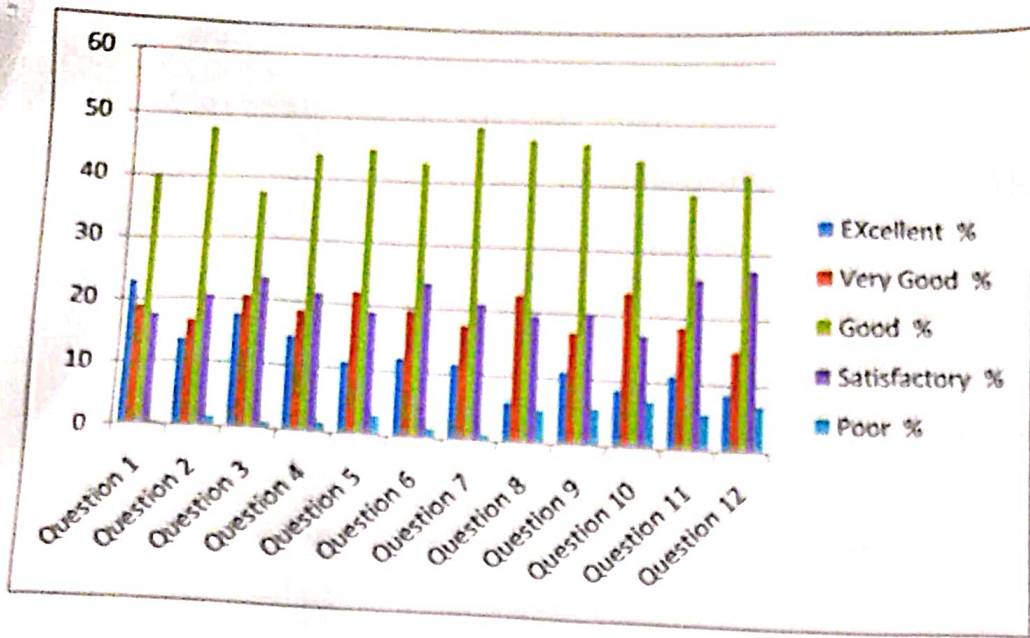
SESSION 2016-17
FEEDBACK FROM STUDENT

Questionnaire was prepared by the college to get feedback from the students, in which 5 options 1.Poor 2. Satisfactory 3. Good 4. Very Good 5. Excellent on 12 questions are provided. This questionnaire is related to syllabus, availability of books, and delivery of curriculum and environment of the college. In which 200 students of the college gave their response, whose feedback has been collected and analyzed and given in the following tabular form.

Parameters	EXcellent%	Very Good%	Good %	Satisfactory %	Poor %
1. शिक्षकों द्वारा जारी पाठ्यक्रम पूर्ण करने में शिक्षकों का स्तर है ? The level of teachers in completing the courses issued by university.	23	19	40	17.5	0.5
2. शिक्षकों द्वारा विषय वस्तु की पूर्व तैयारी के साथ कक्षा में प्रस्तुति करण का स्तर The level of presentation of topics by teachers in the class room.	13.5	16.5	48	20.5	1.5
3. शिक्षक का व्याख्यान विद्यार्थियों के सीखने के लिए प्रेरणा दायक रहता है Teacher's lecture is inspirational for learning of students.	17.5	20.5	37.5	23.5	1
4. विद्यार्थी के कौशल विकास के लिए सहायता Syllabus is helpful for skill development of students.	14.5	18.5	44	21.5	1.5
5. शिक्षकों द्वारा विद्यार्थियों के प्रश्नों का जवाब का स्तर Level of response of teachers to questions of students.	11	22	45	19	3
6. विद्यार्थियों के प्रति शिक्षक का व्यवहार Teacher's behaviour towards students.	12	19.5	43	24	1.5
7. विद्यार्थियों में जिज्ञासा उत्पन्न करने हेतु शिक्षकों के प्रयास का स्तर The level of effort of the teachers to generate curiosity in the students.	11.5	17.5	49	21	1
8. महाविद्यालय द्वारा पाठ्यक्रम के अलावा अन्य शैक्षणिक गतिविधियों का स्तर है The level of academic activities other than the curriculum by the college.	6	22.5	47	19.5	5
9. महाविद्यालय द्वारा पुस्तकालय के माध्यम से उपलब्ध कराया गया पाठ्य-सामग्री का स्तर है The level of Course material provided by the college in the library.	11	17	46.5	20	5.5
10. महाविद्यालय द्वारा कक्षा/परिसर की नियमित साफ-सफाई का स्तर है The level of Regular cleanliness of the classroom and campus.	8.5	23.5	44	17	7
11. महाविद्यालय के कार्यालय सहायकों का विद्यार्थियों के प्रति व्यवहार का स्तर The level of behaviour of office staff of the college towards the students.	11	18.5	39	26	5.5
12. महाविद्यालय में विद्यार्थियों के लिए पेयजल एवं शौचालय की समुचित व्यवस्था का स्तर The level of proper arrangement of drinking water and toilets for the students in the college.	8.5	15	42	27.5	7

To easily understanding of response a graph is plotted which is given below :-





JDL
PRINCIPAL
 Govt. K. R. D. College
 Nawagarh, Dist. Bemetara (C. C.)



Government Koduram Dalit college Nwagarh DIST.(BEMETARA) C.G.

FEEDBACK ANALYSIS

SESSION 2016-17

FEEDBACK FROM TEACHER

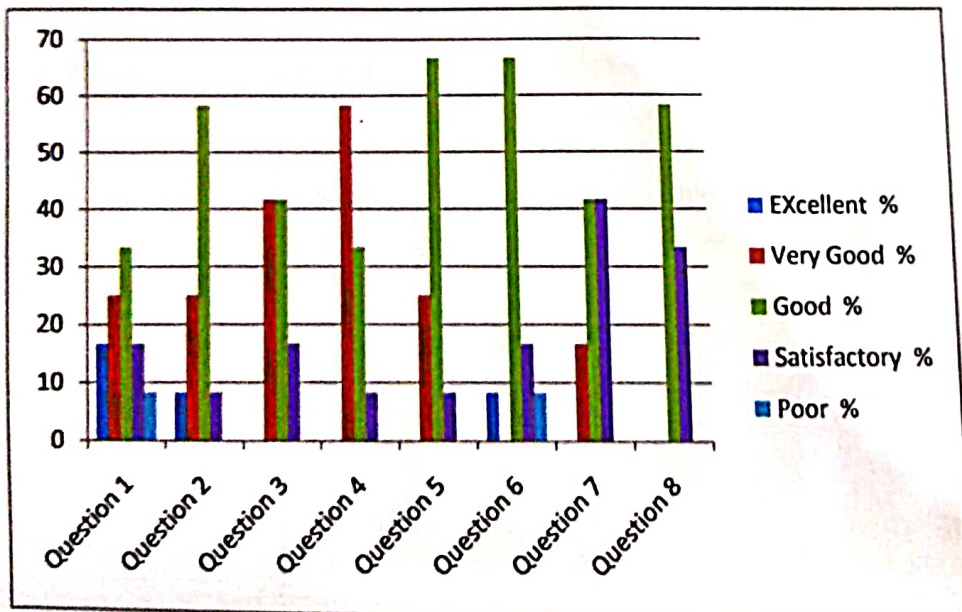
To obtain the feedback from the teachers we have design a questionnaire containing 8 questions in which 5 options (1.Poor 2.Satisfactory 3. Good 4. Very Good 5.Excellent) were marked. This questionnaire is related to syllabus, availability of books, and adoption of new technologies and environment of the college. In which 12 teachers of the college participated and all the teachers gave feedback. The analysis of the response is as follows.

S.NO.	PARAMETERS	EXCELLENT %	VERY GOOD %	GOOD %	SATISFACTORY %	POOR %
1	क्या पुस्तकालय मे निर्धारित पुस्तकों की पर्याप्त संख्या है? Is there sufficient number of prescribed books in the library?	16.66	25	33.33	16.66	8.33
2	महाविद्यालय का वातावरण शिक्षण व सीखने के लिए उपर्युक्त है। The atmosphere of the college is suitable for teaching and learning.	8.33	25	58.33	8.33	00
3	शिक्षण की नई तकनीक जैसे ग्रुपडिसकसन, प्रेजेंटेशन आदि अपनाने की स्वतंत्रता है। freedom to adopt new techniques of teaching like group discussion,	00	41.66	41.66	16.66	00



	presentation etc					
4	पाठ्यक्रम मेरे विषय संबंधी ज्ञान को बढ़ाने में सहायक है। The course helps me to increase my knowledge of the subject.	00	58.33	33.33	8.33	00
5	स्टाफ व कर्मचारियों के लिए वाहन स्टैंड की उचित व्यवस्था है ? Facility of vehicle stand for staff and employee	00	25	66.66	8.33	00
6	वाशरूम की व्यवस्था Facility of washroom	8.33	00	66.66	16.66	8.33
7	महाविद्यालय में साफई का स्तर Cleanliness level in the College	00	16.66	41.66	41.66	00
8	स्टॉफ रूम में बैठक की उचित व्यवस्था Sitting arrangement in Staff room	00	00	58.33	33.33	00

To easily understanding of response a graph is plotted which is given below:-



JPL
PRINCIPAL
 Govt. K. R. D. College
 Nawagarh, Dist. Bunejara (C.G.)

**Government Koduram Dalit College Nawagarh DIST. (BEMETARA)
C.G.**

FEEDBACK ANALYSIS

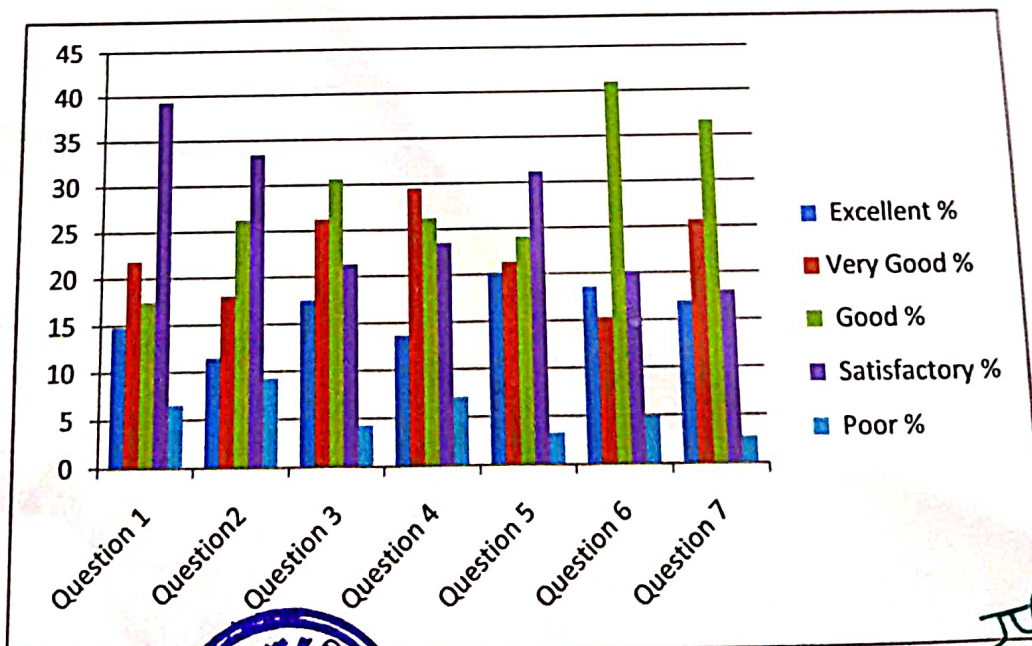
SESSION 2016-17


Feedback from Parents

Questionnaire was prepared by the college to get feedback from the parents, in which 5 options 1.POOR. 2. SATISFACTORY 3.GOOD 4. VERY GOOD 5. EXCELLENT On 7 questions are provided. This questionnaire is related to college facilities to improve the system. In which 183 parents gave their feedback, whose feedback has been collected and analyzed and given in the following tabular form.

Parameters	5 Excellent %	4 Very Good %	3 Good %	2 Satisfactory %	1 Poor %
1. Your Child's knowledge is Improving. आपके बच्चे के ज्ञान में सुधार हो रहा है	14.75	21.85	17.48	39.34	6.55
2. Environment for Learning in the college. महाविद्यालय में सीखने के लिए माहौल	11.47	18.03	26.22	33.33	9.28
3. The College website is informative updated regularly महाविद्यालय की वेबसाइट जानकारी पूर्ण व नियमित रूप से अद्यन होता है	17.48	26.22	30.60	21.31	4.27
4. The college administration is cooperative महाविद्यालय प्रशासन सहयोग करता है	13.66	29.50	26.22	23.49	7.10
5. Direct communication with principal प्राचार्य के साथ सीधे संवाद करना आसान है	20.21	21.31	24.04	31.14	3.27
6. The college is a secured campus आपके बच्चे के लिए महाविद्यालय में एक सुरक्षित परिसर है	18.57	15.30	40.98	20.21	4.91
7. Teachers play a role to your Ward's progress आपके बच्चे की प्रगति में शिक्षको का योगदान	16.93	25.68	36.61	18.03	2.73

To easily understanding of response a graph is plotted which is given below :-




PRINCIPAL
 Govt. K. R. D. College
 Nawagarh, Dist. Bemetara



Government Koduram Dalit college Nawagarh DIST.(BEMETARA) C.G. FEEDBACK ANALYSIS

SESSION 2017-18
FEEDBACK FROM STUDENT

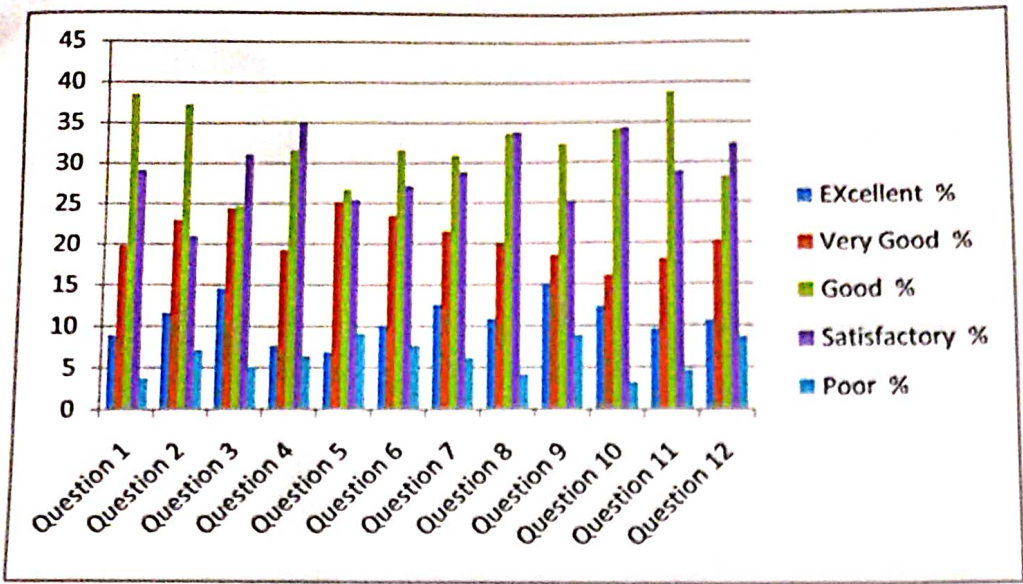
Questionnaire was prepared by the college to get feedback from the students, in which 5 options 1.Poor 2. Satisfactory 3. Good 4. Very Good 5. Excellent on 12 questions are provided. This questionnaire is related to syllabus, availability of books, and delivery of curriculum and environment of the college. In which 405 students of the college gave their response, whose feedback has been collected and analyzed and given in the following tabular form.

Parameters	EXcellent%	Very Good %	Good %	Satisfactory %	Poor %
1. विश्वविद्यालय द्वारा जारी पाठ्यक्रम पूर्ण करने में शिक्षकों का स्तर है ? The level of teachers in completing the courses issued by university.	8.88	19.75	38.5	29.13	3.70
2. शिक्षकों द्वारा विषय वस्तु की पूर्व तैयारी के साथ कक्षा में प्रस्तुति करण का स्तर The level of presentation of topics by teachers in the class room.	11.60	22.96	37.28	20.98	7.16
3. शिक्षक का व्याख्यान विद्यार्थियों के सीखने के लिए प्रेरणा दायक रहता है Teacher's lecture is inspirational for learning of students.	14.56	24.44	24.69	31.11	5.18
4. विद्यार्थी के कौशल विकास के लिए सहायता Syllabus is helpful for skill development of students.	7.65	19.25	31.60	35.06	6.41
5. शिक्षकों द्वारा विद्यार्थियों के प्रश्नों का जवाब का स्तर Level of response of teachers to questions of students.	6.91	25.18	26.66	25.43	9.13
6. विद्यार्थियों के प्रति शिक्षक का व्यवहार Teacher's behaviour towards students.	10.12	23.45	31.60	27.16	7.65
7. विद्यार्थियों में जिज्ञासा उत्पन्न करने हेतु शिक्षकों के प्रयास का स्तर The level of effort of the teachers to generate curiosity in the students.	12.59	21.48	30.86	28.88	6.17
8. महाविद्यालय द्वारा पाठ्यक्रम के अलावा अन्य शैक्षणिक गतिविधियों का स्तर है The level of academic activities other than the curriculum by the college.	10.86	20	33.58	33.82	4.19
9. महाविद्यालय द्वारा पुस्तकालय के माध्यम से उपलब्ध कराया गया पाठ्य-सामग्री का स्तर है The level of Course material provided by the college in the library.	15.06	18.5	32.34	25.18	8.88
10. महाविद्यालय द्वारा कक्षा/परिसर की नियमित साफ-सफाई का स्तर है The level of Regular cleanliness of the classroom and campus.	12.34	16.04	34.07	34.32	3.20
11. महाविद्यालय के कार्यालय सहायकों का विद्यार्थियों के प्रति व्यवहार का स्तर The level of behaviour of office staff of the college towards the students.	9.62	18.02	38.76	28.88	4.69
12. महाविद्यालय में विद्यार्थियों के लिए पेयजल एवं शौचालय की समुचित व्यवस्था का स्तर The level of proper arrangement of drinking water and toilets for the students in the college.	10.61	20.24	28.14	32.34	8.64

To easily understanding of response a graph is plotted which is given below :-



J.K.L.
PRINCIPAL
Govt. K. R. D. College
Nawagarh, Distt. Bemetara (C.G.)



JPL
 PRINCIPAL
 Govt. K. R. D. College
 Naragani, Dist. Bellary (C.G.)



Government Koduram Dalit college Nwagarh DIST.(BEMETARA) C.G.

FEEDBACK ANALYSIS

SESSION 2017-18

FEEDBACK FROM TEACHER

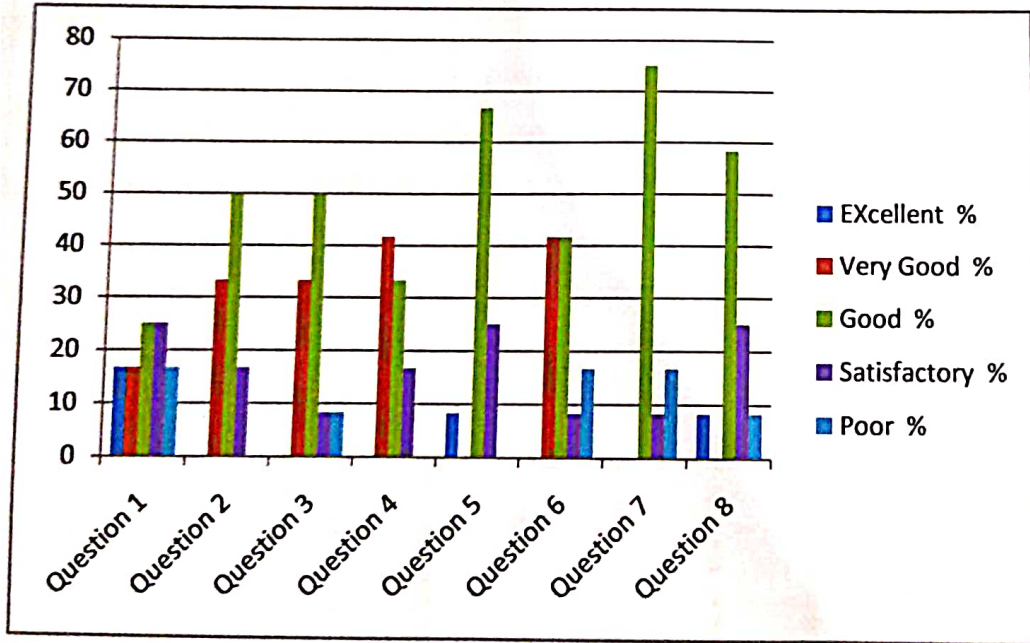
To obtain the feedback from the teachers we have design a questionnaire containing 8 questions in which 5 options (1.Poor 2.Satisfactory 3. Good 4. Very Good 5.Excellent) were marked. This questionnaire is related to syllabus, availability of books, and adoption of new technologies and environment of the college. In which 12 teachers of the college participated and all the teachers gave feedback. The analysis of the response is as follows.

S.NO.	PARAMETERS	EXCELLENT %	VERY GOOD %	GOOD %	SATISFACTORY %	POOR %
1	क्या पुस्तकालय में निर्धारित पुस्तकों की पर्याप्त संख्या है? Is there sufficient number of prescribed books in the library?	16.66	16.66	25	25	16.66
2	महाविद्यालय का वातावरण शिक्षण व सीखने के लिए उपर्युक्त है। The atmosphere of the college is suitable for teaching and learning.	00	33.33	50	16.66	00
3	शिक्षण की नई तकनीक जैसे ग्रुपडिस्कसन, प्रेजेंटेशन आदि अपनाने की स्वतंत्रता है। freedom to adopt new techniques of teaching like group discussion, presentation etc	00	33.33	50	8.33	8.33



4	पाठ्यक्रम मेरे विषय संबंधी ज्ञान को बढ़ाने में सहायक है। The course helps me to increase my knowledge of the subject.	00	41.66	33.33	16.66	00
5	स्टाफ व कर्मचारियों के लिए वाहन स्टैंड की उचित व्यवस्था है ? Facility of vehicle stand for staff and employee	8.33	00	66.66	25	00
6	वाशरूम की व्यवस्था Facility of washroom	00	41.66	41.66	8.33	16.66
7	महाविद्यालय में साफई का स्तर Cleanliness level in the College	00	00	75	8.33	16.66
8	स्टॉफ रूम में बैठक की उचित व्यवस्था Sitting arrangement in Staff room	8.33	00	58.33	25	8.33

To easily understanding of response a graph is plotted which is given below:-



JPL
PRINCIPAL
Govt. K. R. D. College
Nawagarh, Distt. Bemetara (C. B.)

FEEDBACK ANALYSIS

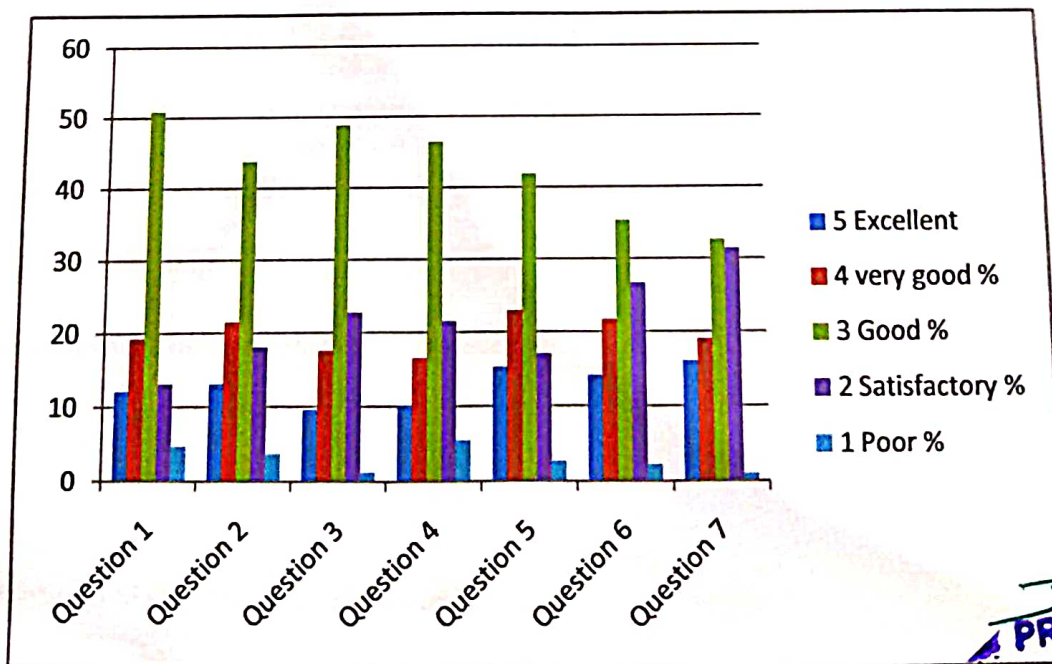
SESSION 2017-18

Feedback from Parents

Questionnaire was prepared by the college to get feedback from the parents, in which 5 options 1.POOR. 2. SATISFACTORY 3.GOOD 4. VERY GOOD 5. EXCELLENT On 7 questions are provided. This questionnaire is related to college facilities to improve the system. In which 405 parents gave their feedback, whose feedback has been collected and analyzed and given in the following tabular form.

Parameters	5 Excellent %	4 Very Good %	3 Good %	2 Satisfactory %	1 Poor %
1. Your Child's knowledge is Improving. आपके बच्चे के ज्ञान में सुधार हो रहा है	12.09	19.25	50.86	13.08	4.69
2. Environment for Learning in the college. महाविद्यालय में सीखने के लिए माहौल	13.08	21.48	43.70	18.02	3.70
3. The College website is informative updated regularly महाविद्यालय की वेबसाइट जानकारी पूर्ण व नियमित रूप से अद्ययन होता है	9.62	17.53	48.8	22.71	1.23
4. The college administration is cooperative महाविद्यालय प्रशासन सहयोग करता है	10.12	16.54	46.41	21.48	5.43
5. Direct communication with principal प्राचार्य के साथ सीधे संवाद करना आसान है	15.30	22.9	41.9	17.03	2.71
6. The college is a secured campus आपके बच्चे के लिए महाविद्यालय में एक सुरक्षित परिसर है	14.07	21.72	35.30	26.66	2.22
7. Teachers play a role to your Ward's progress आपके बच्चे की प्रगति में शिक्षको का योगदान	16.04	19.01	32.59	31.35	0.98

To easily understanding of response a graph is plotted which is given below :-



J.R.L.
PRINCIPAL
Govt. K. R. D. College
Nawagarh, Dist. Bemetera (C.G.)



Government Koduram Dalit college Nawagarh DIST.(BEMETARA) C.G. FEEDBACK ANALYSIS


SESSION 2018-19
FEEDBACK FROM STUDENT

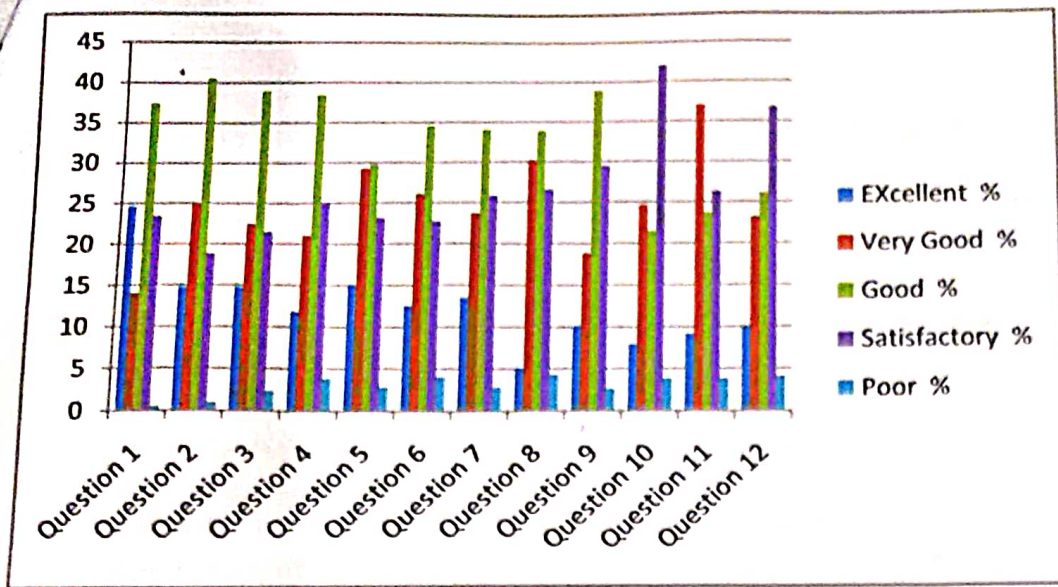
Questionnaire was prepared by the college to get feedback from the students, in which 5 options 1. Poor 2. Satisfactory 3. Good 4. Very Good 5. Excellent on 12 questions are provided. This questionnaire is related to syllabus, availability of books, and delivery of curriculum and environment of the college. In which 414 students of the college gave their response, whose feedback has been collected and analyzed and given in the following tabular form.

Parameters	Excellent%	Very Good %	Good %	Satisfactory %	Poor %
1. विश्वविद्यालय द्वारा जारी पाठ्यक्रम पूर्ण करने में शिक्षकों का स्तर है ? The level of teachers in completing the courses issued by university.	24.63	14.00	37.43	23.42	0.48
2. शिक्षकों द्वारा विषय वस्तु की पूर्व तैयारी के साथ कक्षा में प्रस्तुति करण का स्तर The level of presentation of topics by teachers in the class room.	14.73	24.87	40.57	18.84	0.96
3. शिक्षक का व्याख्यान विद्यार्थियों के सीखने के लिए प्रेरणा दायक रहता है Teacher's lecture is inspirational for learning of students.	14.73	22.46	38.88	21.49	2.41
4. विद्यार्थी के कौशल विकास के लिए सहायता Syllabus is helpful for skill development of students.	11.83	21.01	38.40	24.87	3.86
5. शिक्षकों द्वारा विद्यार्थियों के प्रश्नों का जवाब का स्तर Level of response of teachers to questions of students.	14.97	29.22	29.71	23.18	2.89
6. विद्यार्थियों के प्रति शिक्षक का व्यवहार Teacher's behaviour towards students.	12.56	26.08	34.54	22.70	4.10
7. विद्यार्थियों में जिज्ञासा उत्पन्न करने हेतु शिक्षकों के प्रयास का स्तर The level of effort of the teachers to generate curiosity in the students.	13.52	23.67	34.05	25.84	2.89
8. महाविद्यालय द्वारा पाठ्यक्रम के अलावा अन्य शैक्षणिक गतिविधियों का स्तर है The level of academic activities other than the curriculum by the college.	5.07	30.19	33.81	26.57	4.34
9. महाविद्यालय द्वारा पुस्तकालय के माध्यम से उपलब्ध कराया गया पाठ्य-सामग्री का स्तर है The level of Course material provided by the college in the library.	10.14	18.84	38.88	29.46	2.65
10. महाविद्यालय द्वारा कक्षा/परिसर की नियमित साफ-सफाई का स्तर है The level of Regular cleanliness of the classroom and campus.	7.97	24.63	21.49	42.02	3.86
11. महाविद्यालय के कार्यालय सहायकों का विद्यार्थियों के प्रति व्यवहार का स्तर The level of behaviour of office staff of the college towards the students.	9.17	36.95	23.67	26.32	3.86
12. महाविद्यालय में विद्यार्थियों के लिए पेयजल एवं शौचालय की समुचित व्यवस्था का स्तर The level of proper arrangement of drinking water and toilets for the students in the college.	9.90	23.18	26.08	36.71	4.10

To easily understanding of response a graph is plotted which is given below :-




PRINCIPAL
Govt. K. R. D. College
Nawagarh, Dist. Bemetara (C.G.)



R
PRINCIPAL
 Govt. K. R. D. College
 Nawagarh, Dist. Bemetara (C. P.)



Government Koduram Dalit college Nwagarh DIST.(BEMETARA) C.G.

FEEDBACK ANALYSIS

SESSION 2018-19

FEEDBACK FROM TEACHER

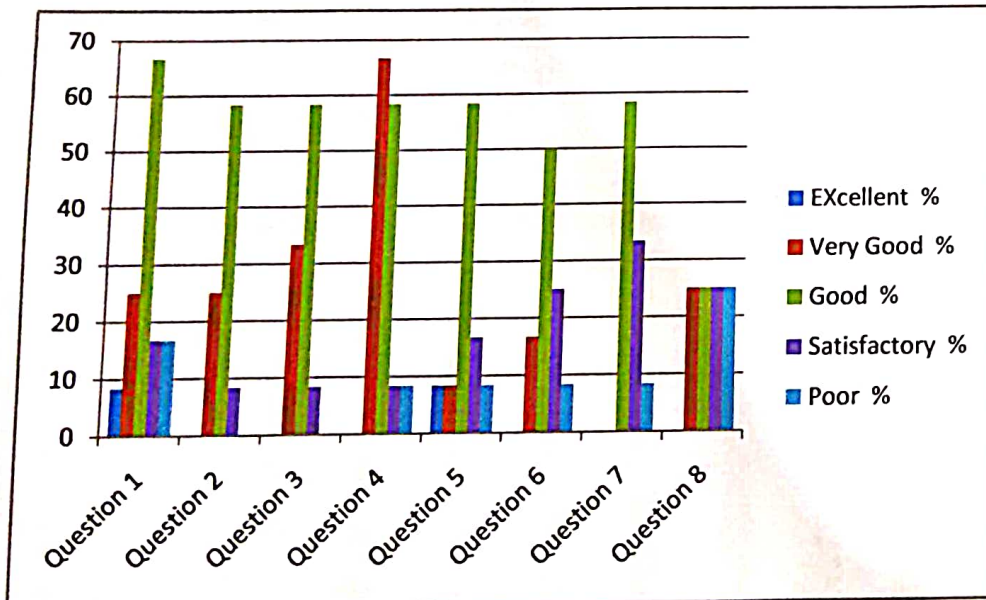
To obtain the feedback from the teachers we have design a questionnaire containing 8 questions in which 5 options (1.Poor 2.Satisfactory 3. Good 4. Very Good 5.Excellent) were marked. This questionnaire is related to syllabus, availability of books, and adoption of new technologies and environment of the college. In which 12 teachers of the college participated and all the teachers gave feedback. The analysis of the response is as follows.

S.NO.	PARAMETERS	EXCELLENT %	VERY GOOD %	GOOD %	SATISFACTORY %	POOR %
1	क्या पुस्तकालय में निर्धारित पुस्तकों की पर्याप्त संख्या है? Is there sufficient number of prescribed books in the library?	8.33	25	66.66	16.66	16.66
2	महाविद्यालय का वातावरण शिक्षण व सीखने के लिए उपर्युक्त है। The atmosphere of the college is suitable for teaching and learning.	00	25	58.33	8.33	00
3	शिक्षण की नई तकनीक जैसे ग्रुपडिस्कसन, प्रेजेंटेशन आदि अपनाने की स्वतंत्रता है। freedom to adopt new techniques of teaching like group discussion, presentation etc	00	33.33	58.33	8.33	00



4	पाठ्यक्रम मेरे विषय संबंधी ज्ञान को बढ़ाने में सहायक है। The course helps me to increase my knowledge of the subject.	00	66.66	58.33	8.33	8.33
5	स्टाफ व कर्मचारियों के लिए वाहन स्टैंड की उचित व्यवस्था है ? Facility of vehicle stand for staff and employee	8.33	8.33	58.33	16.66	8.33
6	वाशरूम की व्यवस्था Facility of washroom	00	16.66	50	25	8.33
7	महाविद्यालय में साफई का स्तर Cleanliness level in the College	00	00	58.33	33.33	8.33
8	स्टाफ रूम में बैठक की उचित व्यवस्था Sitting arrangement in Staff room	00	25	25	25	25

To easily understanding of response a graph is plotted which is given below:-



[Signature]
PRINCIPAL
 Govt. K. R. D. College
 Nawagar, Dist. Bemetara (C.G.)

FEEDBACK ANALYSIS


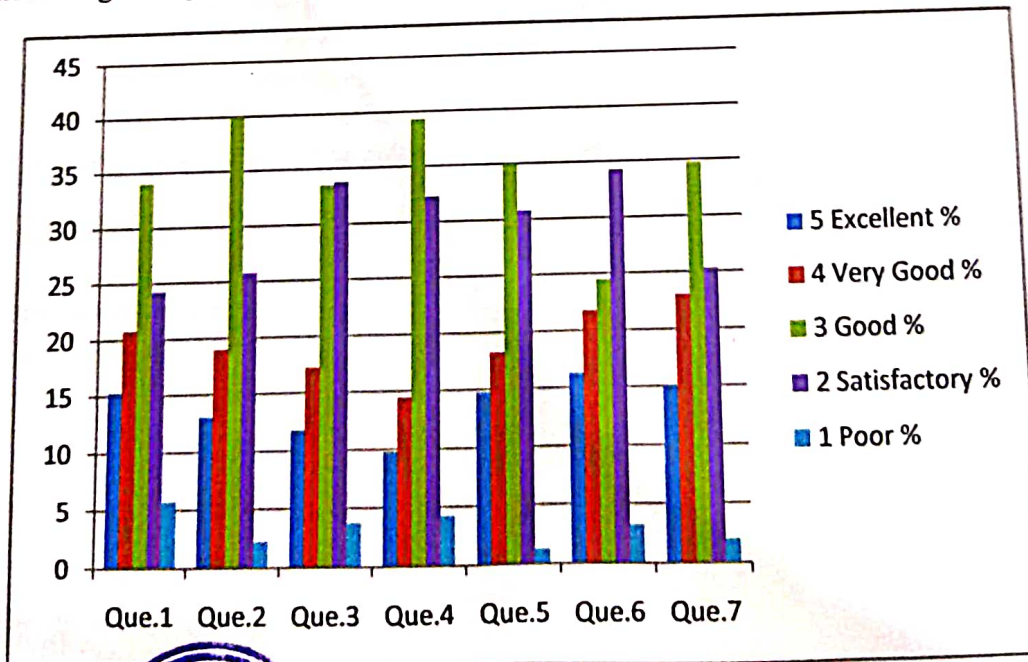
SESSION 2018-19

Feedback from Parents

Questionnaire was prepared by the college to get feedback from the parents, in which 5 options 1.POOR. 2. SATISFACTORY 3.GOOD 4. VERY GOOD 5. EXCELLENT On 7 questions are provided. This questionnaire is related to college facilities to improve the system. In which 400 parents gave their feedback, whose feedback has been collected and analyzed and given in the following tabular form.

Parameters	5 Excellent %	4 Very Good %	3 Good %	2 Satisfactory %	1 Poor %
1. Your Child's knowledge is Improving. आपके बच्चे के ज्ञान में सुधार हो रहा है	15.25	20.75	34	24.25	5.75
2. Environment for Learning in the college. महाविद्यालय में सीखने के लिए माहौल	13	19	40	25.75	2.25
3. The College website is informative updated regularly महाविद्यालय की वेबसाइट जानकारी पूर्ण व नियमित रूप से अद्यतन होता है	11.75	17.25	33.5	33.75	3.75
4. The college administration is cooperative महाविद्यालय प्रशासन सहयोग करता है	9.75	14.5	39.25	32.25	4.25
5. Direct communication with principal प्राचार्य के साथ सीधे संवाद करना आसान है	14.75	18.25	35	30.75	1.25
6. The college is a secured campus आपके बच्चे के लिए महाविद्यालय में एक सुरक्षित परिसर है	16.25	21.75	24.5	34.25	3.25
7. Teachers play a role to your Ward's progress आपके बच्चे की प्रगति में शिक्षकों का योगदान	15	23	34.75	25.25	2

To easily understanding of response a graph is plotted which is given below :-



PRINCIPAL
Govt. K. R. D. College
Nwagarh, Dist. Bemetara (C.G.)



Government Koduram Dalit college Nwagarh DIST.(BEMETARA) C.G. FEEDBACK ANALYSIS

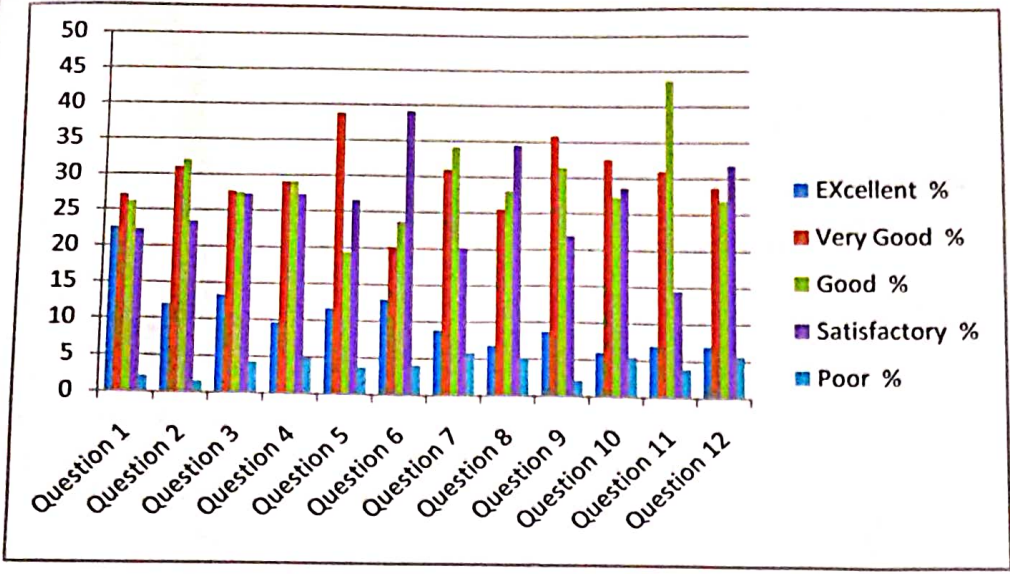
SESSION 2019-20
FEEDBACK FROM STUDENT

Questionnaire was prepared by the college to get feedback from the students, in which 5 options 1. Poor 2. Satisfactory 3. Good 4. Very Good 5. Excellent on 12 questions are provided. This questionnaire is related to syllabus, availability of books, and delivery of curriculum and environment of the college. In which 516 students of the college gave their response, whose feedback has been collected and analyzed and given in the following tabular form.

Parameters	EXcellent%	Very Good %	Good %	Satisfactory %	Poor %
1. विश्वविद्यालय द्वारा जारी पाठ्यक्रम पूर्ण करने में शिक्षकों का स्तर है ? The level of teachers in completing the courses issued by university.	22.58	27.13	26.16	22.28	2.13
2. शिक्षकों द्वारा विषय वस्तु की पूर्व तैयारी के साथ कक्षा में प्रस्तुति करण का स्तर The level of presentation of topics by teachers in the class room.	12.01	31.00	31.97	23.44	1.55
3. शिक्षक का व्याख्यान विद्यार्थियों के सीखने के लिए प्रेरणा दायक रहता है Teacher's lecture is inspirational for learning of students.	13.37	27.71	27.51	27.32	4.26
4. विद्यार्थी के कौशल विकास के लिए सहायता Syllabus is helpful for skill development of students.	9.68	29.06	29.06	27.32	4.84
5. शिक्षकों द्वारा विद्यार्थियों के प्रश्नों का जवाब का स्तर Level of response of teachers to questions of students.	11.62	38.75	19.37	26.55	3.68
6. विद्यार्थियों के प्रति शिक्षक का व्यवहार Teacher's behaviour towards students.	12.98	20.15	23.64	39.14	4.06
7. विद्यार्थियों में जिज्ञासा उत्पन्न करने हेतु शिक्षकों के प्रयास का स्तर The level of effort of the teachers to generate curiosity in the students.	8.91	31.00	34.10	20.15	5.81
8. महाविद्यालय द्वारा पाठ्यक्रम के अलावा अन्य शैक्षणिक गतिविधियों का स्तर है The level of academic activities other than the curriculum by the college.	6.78	25.58	28.10	34.49	5.03
9. महाविद्यालय द्वारा पुस्तकालय के माध्यम से उपलब्ध कराया गया पाठ्य-सामग्री का स्तर है The level of Course material provided by the college in the library.	8.72	35.85	31.39	21.89	2.13
10. महाविद्यालय द्वारा कक्षा/परिसर की नियमित साफ-सफाई का स्तर है The level of Regular cleanliness of the classroom and campus.	6.00	32.55	27.32	28.62	5.42
11. महाविद्यालय के कार्यालय सहायकों का विद्यार्थियों के प्रति व्यवहार का स्तर The level of behaviour of office staff of the college towards the students.	6.97	31.00	43.60	14.53	3.87
12. महाविद्यालय में विद्यार्थियों के लिए पेयजल एवं शौचालय की समुचित व्यवस्था का स्तर The level of proper arrangement of drinking water and toilets for the students in the college.	6.97	28.68	26.93	31.78	5.62

To easily understanding of response a graph is plotted which is given below :-





[Signature]
PRINCIPAL
 Govt. K. R. D. College
 Nawagarh, Dist. Bemetara (C.O.)



Government Koduram Dalit college NawagarhDIST.(BEMETARA) C.G.

FEEDBACK ANALYSIS

SESSION 2019-20

FEEDBACK FROM TEACHER

To obtain the feedback from the teachers we have design a questionnaire containing 8 questions in which 5 options (1.Poor 2.Satisfactory 3. Good 4. Very Good 5.Excellent) were marked. This questionnaire is related to syllabus, availability of books, and adoption of new technologies and environment of the college. In which 12 teachers of the college participated and all the teachers gave feedback. The analysis of the response is as follows.

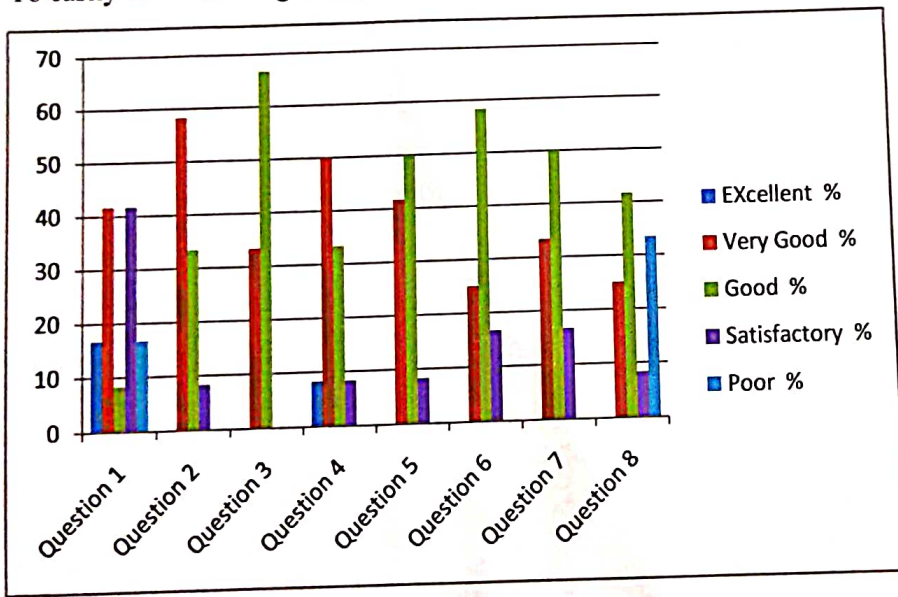
S.NO.	PARAMETERS	EXCELLENT %	VERY GOOD %	GOOD %	SATISFACTORY %	POOR %
1	क्या पुस्तकालय मे निर्धारित पुस्तकों की पर्याप्त संख्या है? Is there sufficient number of prescribed books in the library?	16.66	41.66	8.33	41.66	16.66
2	महाविद्यालय का वातावरण शिक्षण व सीखने के लिए उपर्युक्त है। The atmosphere of the college is suitable for teaching and learning.	00	58.33	33.33	8.33	00
3	शिक्षण की नई तकनीक जैसे ग्रुपडिस्कसन, प्रेजेंटेशन आदि अपनाने की स्वतंत्रता है। freedom to adopt new techniques of teaching like group discussion, presentation etc	00	33.33	66.66	00	00
4	पाठ्यक्रम मेरे विषय संबंधी ज्ञान को बढ़ाने में	8.33	50	33.33	8.33	00




PRINCIPAL
Govt. K. R. D. College
Nawagarh, Dist. Bemetaara (C.G.)

	सहायक है। The course helps me to increase my knowledge of the subject.					
5	स्टाफ व कर्मचारियों के लिए वाहन स्टैंड की उचित व्यवस्था है ? Facility of vehicle stand for staff and employee	00	41.66	50	8.33	00
6	वाशरूम की व्यवस्था Facility of washroom	00	25	58.33	16.66	00
7	महाविद्यालय में साफई का स्तर Cleanliness level in the College	00	33.33	50	16.66	00
8	स्टॉफ रूम में बैठक की उचित व्यवस्था Sitting arrangement in Staff room	00	25	41.66	8.33	33.33

To easily understanding of response a graph is plotted which is given below:-



P
 15/01/2023
 MANAGER
 Muzaffargarh Dist. Punjab
 15/01/2023

Government Koduram Dalit college Nwagarh DIST. (BEMETARA) C.G.

FEEDBACK ANALYSIS

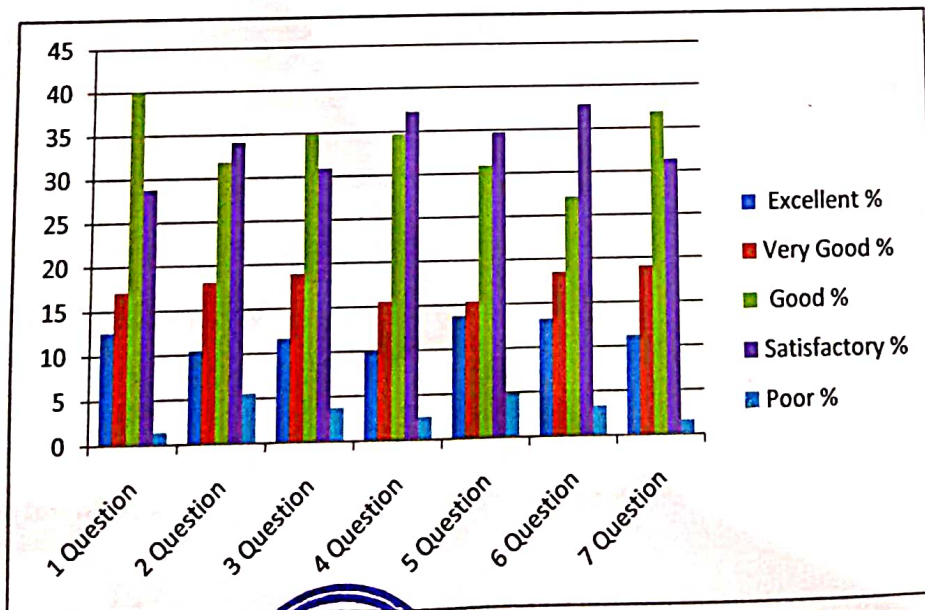
SESSION 2019-20

Feedback from Parents

Questionnaire was prepared by the college to get feedback from the parents, in which 5 options 1.POOR. 2. SATISFACTORY 3.GOOD 4. VERY GOOD 5. EXCELLENT On 7 questions are provided. This questionnaire is related to college facilities to improve the system. In which 508 parents gave their feedback, whose feedback has been collected and analyzed and given in the following tabular form.

Parameters	5 Excellent %	4 Very Good %	3 Good %	2 Satisfactory %	1 Poor %
1. Your Child's knowledge is Improving. आपके बच्चे के ज्ञान में सुधार हो रहा है	12.59	17.12	40.15	28.74	1.37
2. Environment for Learning in the college. महाविद्यालय में सीखने के लिए माहौल	10.43	18.11	31.8	34.05	5.51
3. The College website is informative updated regularly महाविद्यालय की वेबसाइट जानकारी पूर्ण व नियमित रूप से अद्यन होता है	11.61	18.89	34.84	30.90	3.74
4. The college administration is cooperative महाविद्यालय प्रशासन सहयोग करता है	10.03	15.55	34.64	37.20	2.55
5. Direct communication with principal प्राचार्य के साथ सीधे संवाद करना आसान है	13.75	15.35	30.90	34.64	4.92
6. The college is a secured campus आपके बच्चे के लिए महाविद्यालय में एक सुरक्षित परिसर है	13.18	18.50	27.16	37.79	3.34
7. Teachers play a role to your Ward's progress आपके बच्चे की प्रगति में शिक्षको का योगदान	11.22	19.09	36.81	31.29	1.57

To easily understanding of response a graph is plotted which is given below :-



[Signature]
PRINCIPAL
 Govt. K. R. D. College
 Nwagarh, Dist. Bemmetara (C.G.)



Government Koduram Dalit college Nwagarh DIST.(BEMETARA) C.G. FEEDBACK ANALYSIS

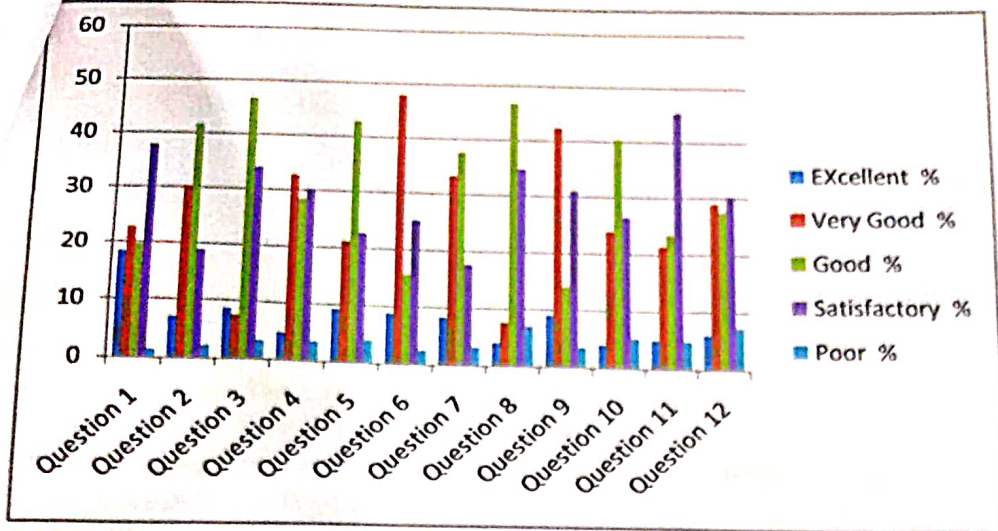
SESSION 2020-21
FEEDBACK FROM STUDENT

Questionnaire was prepared by the college to get feedback from the students, in which 5 options 1. Poor 2. Satisfactory 3. Good 4. Very Good 5. Excellent on 12 questions are provided. This questionnaire is related to syllabus, availability of books, and delivery of curriculum and environment of the college. In which 397 students of the college gave their response, whose feedback has been collected and analyzed and given in the following tabular form.

Parameters	Excellent%	Very Good %	Good %	Satisfactory %	Poor %
1. विश्वविद्यालय द्वारा जारी पाठ्यक्रम पूर्ण करने में शिक्षकों का स्तर है ? The level of teachers in completing the courses issued by university.	18.38	22.67	19.64	37.78	1.5
2. शिक्षकों द्वारा विषय वस्तु की पूर्व तैयारी के साथ कक्षा में प्रस्तुति करण का स्तर The level of presentation of topics by teachers in the class room.	7.05	30.22	41.56	18.89	2.26
3. शिक्षक का व्याख्यान विद्यार्थियों के सीखने के लिए प्रेरणा दायक रहता है Teacher's lecture is inspirational for learning of students.	8.56	7.5	46.59	34.00	3.27
4. विद्यार्थी के कौशल विकास के लिए सहायता Syllabus is helpful for skill development of students.	4.78	32.74	28.46	30.22	3.52
5. शिक्षकों द्वारा विद्यार्थियों के प्रश्नों का जवाब का स्तर Level of response of teachers to questions of students.	9.31	21.15	42.82	22.67	4.03
6. विद्यार्थियों के प्रति शिक्षक का व्यवहार Teacher's behaviour towards students.	8.81	47.85	15.61	25.18	2.5
7. विद्यार्थियों में जिज्ञासा उत्पन्न करने हेतु शिक्षकों के प्रयास का स्तर The level of effort of the teachers to generate curiosity in the students.	8.31	33.24	37.53	17.63	3.27
8. महाविद्यालय द्वारा पाठ्यक्रम के अलावा अन्य शैक्षणिक गतिविधियों का स्तर है The level of academic activities other than the curriculum by the college.	4.03	7.55	46.59	34.76	7.05
9. महाविद्यालय द्वारा पुस्तकालय के माध्यम से उपलब्ध कराया गया पाठ्य-सामग्री का स्तर है The level of Course material provided by the college in the library.	9.06	42.31	14.10	30.98	3.52
10. महाविद्यालय द्वारा कक्षा/परिसर की नियमित साफ-सफाई का स्तर है The level of Regular cleanliness of the classroom and campus.	4.03	23.92	40.30	26.44	5.28
11. महाविद्यालय के कार्यालय सहायकों का विद्यार्थियों के प्रति व्यवहार का स्तर The level of behaviour of office staff of the college towards the students.	5.03	21.41	23.42	45.34	4.78
12. महाविद्यालय में विद्यार्थियों के लिए पेयजल एवं शौचालय की समुचित व्यवस्था का स्तर The level of proper arrangement of drinking water and toilets for the students in the college.	6.04	28.96	27.45	30.22	7.30

To easily understanding of response a graph is plotted which is given below :-





P
PRINCIPAL
Govt. K. R. D. College
Nawagarh Dist. Bemetara (C.G.)



Government Koduram Dalit college NwagarhDIST.(BEMETARA) C.G.

FEEDBACK ANALYSIS

SESSION 2020-21

FEEDBACK FROM TEACHER

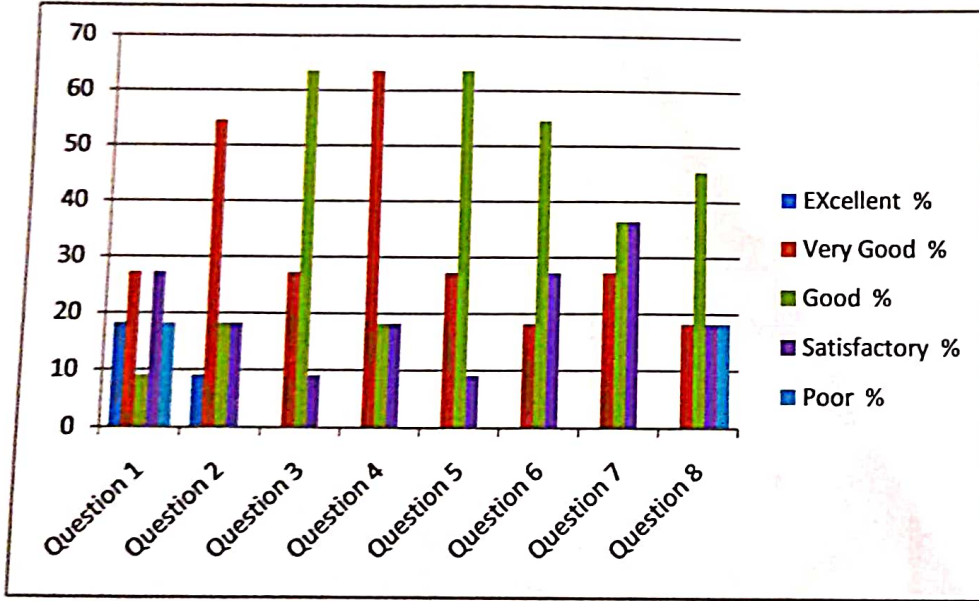
To obtain the feedback from the teachers we have design a questionnaire containing 8 questions in which 5 options (1.Poor2.Satisfactory 3. Good 4. Very Good 5.Excellent) were marked. This questionnaire is related to syllabus, availability of books, and adoption of new technologies and environment of the college. In which 12 teachers of the college participated and all the teachers gave feedback. The analysis of the response is as follows.

S.NO.	PARAMETERS	EXCELLENT %	VERY GOOD %	GOOD %	SATISFACTORY %	POOR %
1	क्या पुस्तकालय मे निर्धारित पुस्तकों की पर्याप्त संख्या है? Is there sufficient number of prescribed books in the library?	18.18	27.27	9.09	27.27	18.18
2	महाविद्यालय का वातावरण शिक्षण व सीखने के लिए उपर्युक्त है। The atmosphere of the college is suitable for teaching and learning.	9.09	54.54	18.18	18.18	00
3	शिक्षण की नई तकनीक जैसे ग्रुपडिस्कसन, प्रेजेंटेशन आदि अपनाने की स्वतंत्रता है। freedom to adopt new techniques of teaching like group discussion, presentation etc	00	27.27	63.63	9.09	00
4	पाठ्यक्रम मेरे विषय संबंधी ज्ञान को बढ़ाने में	00	63.63	18.18	18.18	00



	सहायक है। The course helps me to increase my knowledge of the subject.					
5	स्टाफ व कर्मचारियों के लिए वाहन स्टैंड की उचित व्यवस्था है ? Facility of vehicle stand for staff and employee	00	27.27	63.63	9.09	00
6	वाशरूम की व्यवस्था Facility of washroom	00	18.18	54.54	27.27	00
7	महाविद्यालय में साफई का स्तर Cleanliness level in the College	00	27.27	36.36	36.36	00
8	स्टॉफ रूम में बैठक की उचित व्यवस्था Sitting arrangement in Staff room	00	18.18	45.45	18.18	18.18

To easily understanding of response a graph is plotted which is given below:-



[Signature]
PRINCIPAL
Govt. K. R. D. College
Nawagarh, Dist. Bemetara (C.G.)

Government Koduram Dalit college Nawagarh DIST-BEMETARA(C.G.)

FEEDBACK ANALYSIS

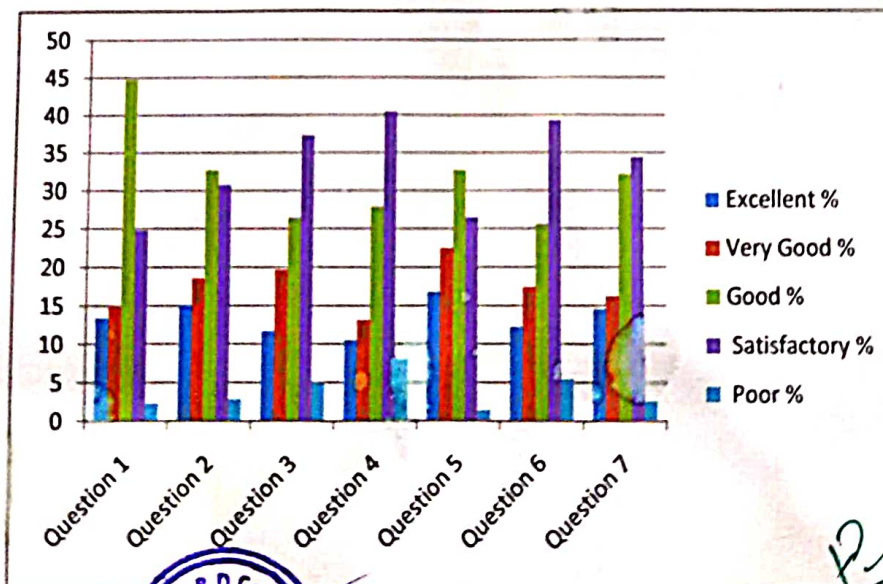
SESSION 2020-21

Feedback from Parents

Questionnaire was prepared by the college to get feedback from the parents, in which 5 options 1.POOR. 2. SATISFACTORY 3.GOOD 4. VERY GOOD 5. EXCELLENT On 7 questions are provided. This questionnaire is related to college facilities to improve the system. In which 351 parents gave their feedback, whose feedback has been collected and analyzed and given in the following tabular form.

Parameters	5 Excellent %	4 Very Good %	3 Good %	2 Satisfactory %	1 Poor %
1. Your Child's knowledge is Improving. आपके बच्चे के ज्ञान में सुधार हो रहा है	13.39	14.81	44.72	24.78	2.27
2. Environment for Learning in the college. महाविद्यालय में सीखने के लिए माहौल	15.09	18.55	32.76	30.76	2.84
3. The College website is informative updated regularly महाविद्यालय की वेबसाइट जानकारी पूर्ण व नियमित रूप से अद्यन होता है	11.68	19.65	26.49	37.32	4.84
4. The college administration is cooperative महाविद्यालय प्रशासन सहयोग करता है	10.54	13.10	27.92	40.45	7.97
5. Direct communication with principal प्राचार्य के साथ सीधे संवाद करना आसान है	16.80	22.50	32.76	26.49	1.42
6. The college is a secured campus आपके बच्चे के लिए महाविद्यालय में एक सुरक्षित परिसर है	12.25	17.37	25.64	39.31	5.41
7. Teachers play a role to your Ward's progress आपके बच्चे की प्रगति में शिक्षको का योगदान	14.52	16.22	32.19	34.47	2.56

To easily understanding of response a graph is plotted which is given below :-



[Signature]
PRINCIPAL
Govt. K. R. D. College
Nawagarh, Dist. Bemetera